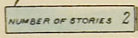
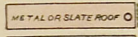
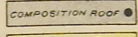
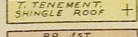

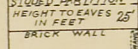

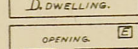
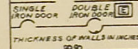
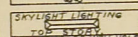



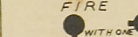
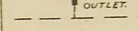






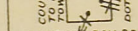

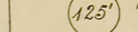



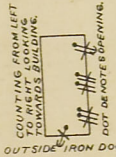
# Key

 NUMBER OF STORIES	STONE BUILDING WITH METAL CORNICE.
 METAL OR SLATE ROOF	BRICK BUILDING WITH WOODEN CORNICE.
 COMPOSITION ROOF	IRON OR IRONCLAD BUILDING.
 T. TENEMENT SHINGLE ROOF	FRAME BUILDING.
 BR. 1ST FR. ABV. N. O.	VENEERED BUILDING OR BRICK & FRAME BUILDING ACCORDING TO STATEMENT.
 STUCCO PARTITION HEIGHT TO LEAVES 25' IN FEET	SIDE WALL WITHOUT OPENING.
 BRICK WALL	IRON FIRE ESCAPE OR LADDER TO ROOF WITH V.P. (VERTICAL PIPE)
 S. STORE.	FIRE WALL EACH CROSS MARK REPRESENTING 6 INCHES ABOVE ROOF. MANSARD OR FRENCH ROOF.
 D. DWELLING.	COMMON STAIRWAY IN COMMERCIAL BUILDING. WALL 1ST. STORY ONLY.
 OPENING.	OPEN ELEVATOR.
 SINGLE IRON DOOR    DOUBLE IRON DOOR	CLOSED ELEVATOR.
 THICKNESS OF WALLS IN INCHES 90	DOUBLE WALLS.
 SKYLIGHT LIGHTING TO SKYLIGHT THROUGHOUT ON TRACK FLOOR	SKYLIGHTS LESS THAN 3 FEET SQUARE GENERALLY OMITTED. EXTERNAL OPENINGS OF DETACHED DWELLINGS OMITTED.
	STABLE
 HORIZONTAL. VERTICAL. HEATING	CHIMNEYS.
 STEAM BOILERS.	STEAM ENGINE
 FURNACE.	STEAM FORGE PUMP.
 BRICK.	16 HP.
 IRON.	HP. HORSE POWER.
 FIRE PLUGS.	CIST. F.A.B. A.F.A.B. S.P.
 TRIPLE.	CITY FIRE DEPARTMENT PRIVATE AUTOMATIC FIRE ALARM.
 DOUBLE.	ALARM BOX. ⓧ
 PUBLIC CISTERN	Ⓢ P. STAND PIPE IN BUILDING.
 WITH ONE OUTLET.	8" W.P.
	CITY WATER PIPE WITH DIAMETER.

STEAM RAILWAY TRACKS.

REFERS TO ADJOINING SHEET NUMBERS.

# 22



- OPENING IN 2ND. WITH IRON SHUTTER.
- OPENING IN 2ND. & 4TH. WITHOUT IRON SHUTTER.
- OPENING IN 2ND. & 3RD. WITHOUT IRON SHUTTER.

125'

IN STREET REFERS TO ELEVATION OF GROUND ABOVE DATUM.  
CONSECUTIVE NUMBERS ON STREET LINES ARE ARBITRARY.